

Welcome to the Island!



Student Information



Q: What is Study Island??

Q: What is Study Island??



A. An island kids are sent to when they don't do their homework

Q: What is Study Island??



A. An island kids are sent to when they don't do their homework

B. A place where students go when daydreaming in class



Q: What is Study Island??



A. An island kids are sent to when they don't do their homework

B. A place where students go when daydreaming in class



C. A popular hangout for teachers during summer vacation

Q: What is Study Island??



A. An island kids are sent to when they don't do their homework

B. A place where students go when daydreaming in class



C. A popular hangout for teachers during summer vacation

D. A website to take cool tests, play awesome games, and learn



Answer:



Answer:



D. A website to take cool tests, play awesome games, and learn!

Fast Facts



Fast Facts

🏆 Every student will get their own username and password!



Fast Facts

🏆 Every student will get their own username and password!



Fast Facts

🏆 Every student will get their own username and password!

🏆 You can earn Blue Ribbon Awards for doing well in each topic you study!



Fast Facts

🏆 Every student will get their own username and password!

🏆 You can earn Blue Ribbon Awards for doing well in each topic you study!



Fast Facts

- 🏆 Every student will get their own username and password!
- 🏆 You can earn Blue Ribbon Awards for doing well in each topic you study!
- 🏆 Study Island has fun games to play while



Fast Facts


- 🏆 Every student will get their own username and password!
- 🏆 You can earn Blue Ribbon Awards for doing well in each topic you study!
- 🏆 Study Island has fun games to play while studying including Swat Game, Basketball and



Fast Facts

- 🏆 Every student will get their own username and password!
- 🏆 You can earn Blue Ribbon Awards for doing well in each topic you study!
- 🏆 Study Island has fun games to play while studying including Swat Game, Basketball and many others!








1. Go to studyisland.com



1. Go to studyisland.com
2. Enter your username and password

A screenshot of the Study Island Member Login form. The form has a blue header with the text "MEMBER LOGIN". Below the header, there are two input fields: "Username" and "Password". Below the input fields, there is a blue button labeled "SUBMIT". To the right of the "SUBMIT" button, there are two small icons: a document icon and a padlock icon. Below the "SUBMIT" button, there are two links: "Forgot Password?" and "New User Registration".



How do I log in?

1. Go to studyisland.com
2. Enter your username and password

A screenshot of the Study Island Member Login form. It features a blue header with the text "MEMBER LOGIN". Below this are two input fields labeled "Username" and "Password". A blue "SUBMIT" button is positioned below the fields. To the right of the button are icons for a document and a padlock. At the bottom of the form, there are links for "Forgot Password?" and "New User Registration".

Our school's usernames and passwords are modeled after this format:

USERNAME:

TiffanyAdkins@SE

PASSWORD:

12345



I'm logged
in...now what?



**Time to START
STUDYING!**



Time to START STUDYING!

There are two things you may
see when you login...




Your Grade Level screen

–OR–



Your Class Page screen

This is what a Grade Level Screen looks like:

**STUDY ISLAND**

Bob@alltrial - Fri 12/15/2006

HELP - CONTACT - LOG OUT

Message Center

Instructions

My Attributes

My High Scores

My Class

Reports

Math Report

Reading Report

Science Report

Summary Report

Programs


TX

- 2nd Grade
- 3rd Grade
- 4th Grade
- 5th Grade
- 6th Grade
- 7th Grade
- 8th Grade
- 9th Grade
- 10th Grade
- 11th Grade
- Spanish 3rd
- Spanish 4th
- Spanish 5th
- Spanish 6th

Custom Material

Main Math Reading Science

Texas - 3rd Grade TAKS Preparation



3rd Grade TAKS Preparation


This program is designed to help prepare you for the 3rd Grade portion of the Texas Assessment of Knowledge and Skills (TAKS). It offers you a unique and fun way to prepare for the TAKS.

The TAKS is a criterion-referenced test designed to test a student's competency in certain subject areas specified in Texas's statewide core curriculum, the Texas Essential Knowledge and Skills (TEKS). Students in the 3rd grade are tested in the areas of math and reading.

Select a Subject

- ▶ Math
- ▶ Reading
- ▶ Science

This is what a Grade Level Screen looks like:

**STUDY ISLAND**

Bob@alltrial - Fri 12/15/2006

HELP - CONTACT - LOG OUT

Message Center

Instructions

My Attributes

My High Scores

My Class

Reports

Math Report

Reading Report

Science Report

Summary Report

Programs


TX

- 2nd Grade
- 3rd Grade
- 4th Grade
- 5th Grade
- 6th Grade
- 7th Grade
- 8th Grade
- 9th Grade
- 10th Grade
- 11th Grade
- Spanish 3rd
- Spanish 4th
- Spanish 5th
- Spanish 6th

Custom Material

Main Math Reading Science

Texas - 3rd Grade TAKS Preparation



3rd Grade TAKS Preparation

This program is designed to help prepare you for the 3rd Grade portion of the Texas Assessment of Knowledge and Skills (TAKS). It offers you a unique and fun way to prepare for the TAKS.

The TAKS is a criterion-referenced test designed to test a student's competency in certain subject areas specified in Texas's statewide core curriculum, the Texas Essential Knowledge and Skills (TEKS). Students in the 3rd grade are tested in the areas of math and reading.

Select a Subject

- ▶ Math
- ▶ Reading
- ▶ Science

Click on a subject to begin studying!

When you click on a subject, you will go a page like this:

Instructions

[Main](#) **Math** [Reading](#) [Science](#)

Texas - 3rd Grade TAKS Preparation [Start Studying →](#)

Title	Your Results <u>Items:Score</u>	Passing Goal <u>Items:Score</u>	Grade
Math			View Expectation Map
1. <input checked="" type="checkbox"/> Pretest - Math	0 : -	10 : N.A.	- Details
2. Number, Operations, & Problem Solving (TAKS OBJ. 1,6)			
a. <input type="checkbox"/> Place Value - lesson	0 : -	20 : 75%	- Expectation
b. <input type="checkbox"/> Compare & Order Numbers - lesson	0 : -	7 : 70%	- Expectation
c. <input type="checkbox"/> Fractional Parts of Objects - lesson	0 : -	10 : 75%	- Expectation
d. <input type="checkbox"/> Addition & Subtraction - lesson	0 : -	15 : 70%	- Expectation
e. <input type="checkbox"/> Model Multiplication Facts - lesson	0 : -	10 : 70%	- Expectation
f. <input type="checkbox"/> Multiplication - lesson	0 : -	10 : 70%	- Expectation
g. <input type="checkbox"/> Model Division - lesson	0 : -	10 : 70%	- Expectation

When you click on a subject, you will go a page like this:

To select a topic, you can check the box next to it by clicking it.

Instructions

Main **Math** Reading Science

Texas - 3rd Grade TAKS Preparation

Start Studying →

Goal core Grade

Math [View Expectation Map](#)

1. <input checked="" type="checkbox"/> Pretest - Math	0 : -	10 : N.A.	-	Details
2. Number, Operations, & Problem Solving (TAKS OBJ. 1,6)				
a. <input type="checkbox"/> Place Value - lesson	0 : -	20 : 75%	-	Expectation
b. <input type="checkbox"/> Compare & Order Numbers - lesson	0 : -	7 : 70%	-	Expectation
c. <input type="checkbox"/> Fractional Parts of Objects - lesson	0 : -	10 : 75%	-	Expectation
d. <input type="checkbox"/> Addition & Subtraction - lesson	0 : -	15 : 70%	-	Expectation
e. <input type="checkbox"/> Model Multiplication Facts - lesson	0 : -	10 : 70%	-	Expectation
f. <input type="checkbox"/> Multiplication - lesson	0 : -	10 : 70%	-	Expectation
g. <input type="checkbox"/> Model Division - lesson	0 : -	10 : 70%	-	Expectation

When you click on a subject, you will go a page like this:

To select a topic, you can check the box next to it by clicking it.

Then click **START Studying!**

Instructions

Main **Math** Reading Science

Texas - 3rd Grade TAKS Preparation

Start Studying →

Title

Math

1. ☒ Pretest - Math

2. Number, Operations, & Problem Solving

a. ☐ Place Value - [lesson](#)

b. ☐ Compare & Order Numbers - [lesson](#)

c. ☐ Fractional Parts of Objects - [lesson](#)

d. ☐ Addition & Subtraction - [lesson](#)

e. ☐ Model Multiplication Facts - [lesson](#)

f. ☐ Multiplication - [lesson](#)

g. ☐ Model Division - [lesson](#)

Goal score	Grade	
10 : N.A.	-	View Expectation Map Details
20 : 75%	-	Expectation
0 : -	7 : 70%	Expectation
0 : -	10 : 75%	Expectation
0 : -	15 : 70%	Expectation
0 : -	10 : 70%	Expectation
0 : -	10 : 70%	Expectation
0 : -	10 : 70%	Expectation

When you click on a subject, you will go a page like this:

To select a topic, you can check the box next to it by clicking it.

Then click **START Studying!**

There are lessons to review with too!

Instructions

Main **Math** Reading Science

Texas - 3rd Grade TAKS Preparation

Start Studying →

Title

Math

1. ☒ Pretest - Math

2. Number, Operations, & Problem Solving

a. ☐ Place Value - [lesson](#)

b. ☐ Compare & Order Numbers - [lesson](#)

c. ☐ Fractional Parts of Objects - [lesson](#)

d. ☐ Addition & Subtraction - [lesson](#)

e. ☐ Model Multiplication Facts - [lesson](#)

f. ☐ Multiplication - [lesson](#)

g. ☐ Model Division - [lesson](#)

Goal score	Grade	
10 : N.A.	-	View Expectation Map
		Details
20 : 75%	-	Expectation
0 : -	7 : 70%	Expectation
0 : -	10 : 75%	Expectation
0 : -	15 : 70%	Expectation
0 : -	10 : 70%	Expectation
0 : -	10 : 70%	Expectation
0 : -	10 : 70%	Expectation

This is what a Class Page Screen looks like:

The screenshot shows the Study Island interface. At the top, there's a blue header with the Study Island logo (a tree on an island) and the text "STUDY ISLAND". Below the logo, it says "Bob@allitrial - Fri 12/15/2006 - My Class". On the right side of the header, there are links: "HELP - CONTACT - LOG OUT".

On the left side, there's a vertical menu with the following items: "Message Center", "My Attributes", "My High Scores", "My Class", and "Custom Material". A mouse cursor is pointing at "My Class".

The main content area is titled "Ms. Smith's Class". Below the title, it says "Teacher: smith@allitrial - ✉".

Below the teacher information, there's a section titled "Class Assignments". It contains a table with the following columns: "Programs", "Date Due", "Assignment Title", and "Status".

Programs	Date Due	Assignment Title	Status
TX	Fri, Dec 15, 2006 (end of day)	Math Review#1	Incomplete: 0 out of 1 passed

At the bottom of the page, there's a copyright notice: "Copyright © 2006 Study Island - All rights reserved."

Your teacher may have a Class Page set up for you.
If so, your assignments will be showing when you first log in.

This is what a Class Page Screen looks like:

STUDY ISLAND

Bob@allitrial - Fri 12/15/2006 - My Class HELP - CONTACT - LOG OUT

Message Center
My Attributes
My High Scores
My Class

Teacher: smith@allitrial - ✉

Ms. Smith's Class

Class Assignments

Programs	Date Due	Assignment Title	Status
TX • 2nd Grade • 3rd Grade • 4th Grade • 5th Grade • 6th Grade • 7th Grade • 8th Grade • 9th Grade • 10th Grade • 11th Grade • Spanish 3rd • Spanish 4th • Spanish 5th • Spanish 6th	Fri, Dec 15, 2006 (end of day)	Math Review#1	Incomplete: 0 out of 1 passed

Custom Material

Copyright © 2006 Study Island - All rights reserved.





To study your assignment, click on the title!

Your teacher may have a Class Page set up for you. If so, your assignments will be showing when you first log in.

Before you study, you get to decide how you want to test!

Session Options

Session Type: Test Mode

 **Test Mode**  **Classroom Response Systems**  **Printable Worksheet**  **Games**





Number of Questions:

Next **Cancel**

Before you study, you get to decide how you want to test!

Session Options

Session Type: Test Mode

 **Test Mode**  **Classroom Response Systems**  **Printable Worksheet**  **Games**

Number of Questions:
 ▼

Choose the number of questions to be in your test!





Next **Cancel**

Before you study, you get to decide how you want to test!

Click a box to choose test or game mode!

Session Options

Session Type: Test Mode



Number of Questions:
10 ▼

Next **Cancel**





Choose the number of questions to be in your test!

Before you study, you get to decide how you want to test!

Click a box to choose test or game mode!

Session Options

Session Type: Test Mode



Number of Questions:
10 ▼

Next **Cancel**

Choose the number of questions to be in your test!

Click next to start your session!

Test your skills in Test Mode!

Test your skills in Test Mode!

Question Number: **1 of 10**

Session Score: **(0/0) 0%**

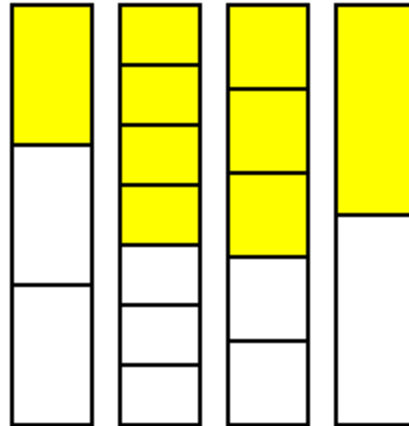
Time: **0:26**

[Comment On Question](#)



Fractional Parts of Objects

1.



Use the figures above to help answer the question.
Which of the following fractions is the **largest**?

A $\frac{1}{2}$

B $\frac{4}{7}$

C $\frac{3}{5}$

D $\frac{1}{3}$

Test your skills in Test Mode!

Question Number: 1 of 10

Session Score: (0/0) 0%

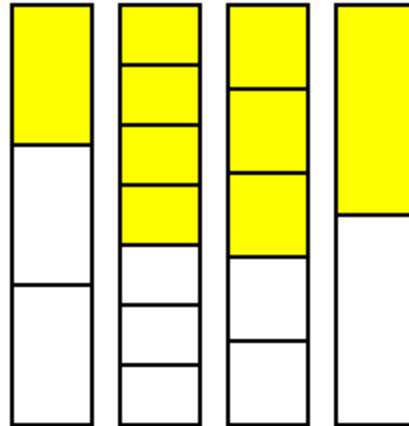
Time: 0:26

[Comment On Question](#)



Fractional Parts of Objects

1.



Select an answer by
clicking on the
letter

Use the figures above to help answer the question.
Which of the following fractions is the **largest**?

A $\frac{1}{2}$

B $\frac{4}{7}$

C $\frac{3}{5}$

D $\frac{1}{3}$

Test your skills in Test Mode!

Question Number: **1 of 10**

Session Score: **(0/0) 0%**

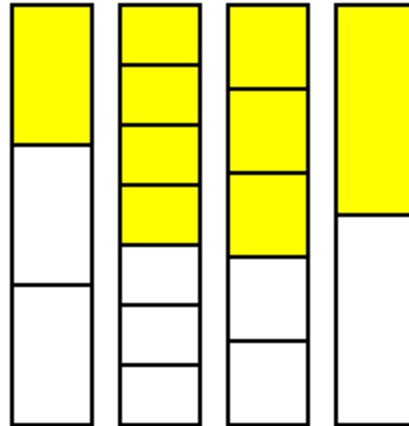
Time: **0:26**

[Comment On Question](#)



Fractional Parts of Objects

1.



Select an answer by
clicking on the
letter

Use the figures above to help answer the question.
Which of the following fractions is the **largest**?

$\frac{1}{2}$

$\frac{4}{7}$

★ $\frac{3}{5}$





$\frac{1}{3}$

Explanation

Next Question

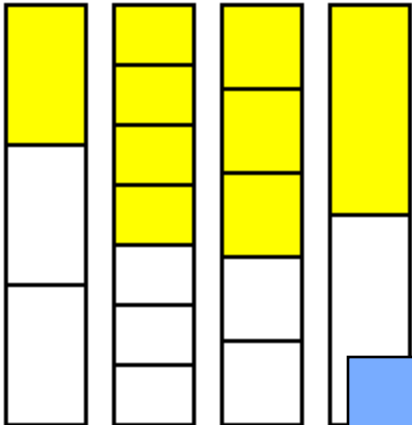
Test your skills in Test Mode!

Question Number: **1 of 10**
Session Score: **(0/0) 0%**
Time: **0:26**
[Comment On Question](#)

Fractional Parts of Objects

1.



Use the figures above to help answer the question.
Which of the following fractions is **not** equivalent to the fraction shown in the figure above?

$\frac{1}{2}$
 $\frac{4}{7}$
★ $\frac{3}{5}$
 $\frac{1}{3}$

[Explanation](#) [Next Question](#)

Select an answer by clicking on the letter

Once you have selected the correct answer, you can get an explanation of the question or go to the next question!

Games, Games, Games!

Games, Games, Games!



The game interface shows a bamboo forest scene with several green caterpillars and a star-shaped character. A yellow box with a question mark is positioned over one of the caterpillars. The timer in the top right corner shows 6 seconds remaining.

Timer: 6

Session Results: (1/1) 100%

Attempts Left: 10

Score: 0

Level: 1

Time: 0:16


? Player Rating: **Rookie** - 130

If control keys aren't working, click on the game window.

Games, Games, Games!



Games, Games, Games!



The game interface shows a character in a blue helmet and orange vest sitting on a wooden contraption with two large wheels. The character is holding a long pole that extends into the ground. The background features rolling green hills, a blue sky with clouds, and distant mountains. A white cloud in the top right corner contains the text: Distance: Score: Crash:

Hold down spacebar for power.

Session Results: **(2/2) 100%**

Attempts Left: 9

Score: **74**


Level: 1

Time: **1:27**

? Player Rating: **Unrated - 0**

If control keys aren't working, click on the game window.

Games, Games, Games!



Timer : 0
Score : 10

Session Results: **(1/1) 100%**
Overall Results: **(3/3) 100%**
Player Rating: **Unrated - 0**

Attempts Left: 9
Score: **10**
Level: 1
Time: **0:42**

If control keys aren't working, click on the game window.


Games, Games, Games!



These are just a few...try them all!

So, how do I
earn Blue
Ribbons?



 All Study Island topics have a passing goal for you to reach!

So, how do I
earn Blue
Ribbons?



🏆 All Study Island topics have a passing goal for you to reach!

So, how do I
earn Blue
Ribbons?



🏆 The passing goal is made up of two things: the number of questions you have to take and a score percentage.

🏆 All Study Island topics have a passing goal for you to reach!

So, how do I earn Blue Ribbons?



🏆 The passing goal is made up of two things: the number of questions you have to take and a score percentage.

For this topic, Place Value, 20 is the number of questions you must take, 75% is what you need to pass!

Start Studying →				
Results	Score	Passing Goal	Items:Score	Grade
View Expectation Map				
1. <input checked="" type="checkbox"/> Pretest - Math	1 : 0.0%	10 : N.A.	-	Details
2. Number, Operations, & Problem Solving (TAKS OBJ. 1,6)				
a. <input type="checkbox"/> Place Value - lesson	0 : -	20 : 75%	-	Expectation
b. <input type="checkbox"/> Compare & Order Numbers - lesson	1 : 100.0%	7 : 70%	CP	Expectation

🏆 All Study Island topics have a passing goal for you to reach!

So, how do I earn Blue Ribbons?



🏆 The passing goal is made up of two things: the number of questions you have to take and a score percentage.

For this topic, Place Value, 20 is the number of questions you must take, 75% is what you need to pass!

Start Studying →				
Results	Score	Passing Goal Items:Score	Grade	
View Expectation Map				
1. <input checked="" type="checkbox"/> Pretest - Math	1 : 0.0%	10 : N.A.	-	Details
2. Number, Operations, & Problem Solving (TAKS OBJ. 1,6)				
a. <input type="checkbox"/> Place Value - lesson	0 : -	20 : 75%	-	Expectation
b. <input type="checkbox"/> Compare & Order Numbers - lesson	1 : 100.0%	7 : 70%	CP	Expectation

🏆 You earn Blue Ribbons by reaching the passing goal for each topic.



Remember to work carefully!

**Each test and game you do in
Study Island is recorded so your
teacher can see how you are
doing!**



STUDY ISLAND

Bob@allitrial - Fri 12/15/2006

[Message Center](#)

[Instructions](#)

[My Attributes](#)

[My High Scores](#)

[My Class](#)

[Main](#)

[Math](#)

[Reading](#)

[Science](#)

Texas - 3rd Grade TAKS Preparation



3rd Grade TAKS Preparation

Reports

[Math Report](#)

[Reading Report](#)

[Science Report](#)

[Summary Report](#)

Programs

TX

◆ [2nd Grade](#)

◆ [3rd Grade](#)

◆ [4th Grade](#)

◆ [5th Grade](#)

◆ [6th Grade](#)

◆ [7th Grade](#)

◆ [8th Grade](#)

◆ [9th Grade](#)

This program is designed to help prepare you for the 3rd Grade portion of the Texas Assessment of Knowledge and Skills (TAKS). It offers you a unique and fun way to prepare for the TAKS.

The TAKS is a criterion-referenced test designed to measure student competency in certain areas specified in

Select a Subject

▶ [Math](#)

I want to see how many blue ribbons I have, how can I check?



Click on the report links on the left side of your screen!



Bob@allitrial - Fri 12/15/2006

Message Center

Instructions

My Attributes

My High Scores

My Class

Main

Math

Reading

Science

Texas - 3rd Grade TAKS Preparation


Reports

Math Report

Reading Report

Science Report

Summary Report



3rd Grade TAKS Preparation

Programs

TX

◆ 2nd Grade

◆ 3rd Grade

◆ 4th Grade

◆ 5th Grade

◆ 6th Grade

◆ 7th Grade

◆ 8th Grade

◆ 9th Grade

This program is designed to help prepare you for the 3rd Grade portion of the Texas Assessment of Knowledge and Skills (TAKS). It offers you a unique and fun way to prepare for the TAKS.

The TAKS is a criterion-referenced test designed to measure competency in certain areas specified in

Select a Subject

▶ Math

I want to see how many blue ribbons I have, how can I check?



Then, click on a Blue Ribbon to see your award!

Title	Assessing Goal	Assessing Score	Grade	
Math				
1. <input type="checkbox"/>  Pretest - Math	12 : 75.0%	10 : N.A.	-	Details
2. Numbers and Operations (Reporting Category A)				
a. <input type="checkbox"/>  Fractional & Decimal Models - lesson	15 : 100.0%	10 : 73%	A	Anchor
b. <input type="checkbox"/>  Reading & Expanding Numbers - lesson	14 : 85.7%	10 : 69%	A	Anchor
c. <input type="checkbox"/>  Number Lines - lesson	10 : 100.0%	10 : 65%	A	Anchor
d. <input type="checkbox"/>  Compare & Order Numbers - lesson	10 : 100.0%	10 : 75%	A	Anchor
e. <input type="checkbox"/>  Factors & Multiples - lesson	15 : 100.0%	10 : 69%	A	Anchor
f. <input type="checkbox"/>  Compute Solutions - lesson	25 : 100.0%	20 : 70%	A	Anchor
g. <input type="checkbox"/>  Real World Problems - lesson	10 : 100.0%	10 : 70%	A	Anchor
h. <input type="checkbox"/>  Rounding Numbers - lesson	25 : 80.0%	20 : 69%	P	Anchor
i. <input type="checkbox"/>  Estimate Solutions - lesson	10 : 100.0%	10 : 65%	A	Anchor
j. <input type="checkbox"/>  Add & Subtract Fractions & Decimals - lesson	10 : 100.0%	10 : 70%	A	Anchor
3. Measurement (Reporting Category B)				
a. <input type="checkbox"/>  Time - lesson	7 : 100.0%	7 : 70%	A	Anchor
b. <input type="checkbox"/>  Measure Length - lesson	7 : 100.0%	7 : 70%	A	Anchor
c. <input type="checkbox"/>  Estimate Measurements - lesson	8 : 87.5%	7 : 75%	A	Anchor

Then, click on a Blue Ribbon to see your award!

Title	Assessing Goal	Items:Score	Grade	
Math				
1. <input type="checkbox"/> Pretest - Math	12 : 75.0%	10 : N.A.	-	Details
2. Numbers and Operations (Reporting Category A)				
a. <input type="checkbox"/> Fractional & Decimal Models - lesson				Anchor
b. <input type="checkbox"/> Reading & Expanding Numbers - lesson				Anchor
c. <input type="checkbox"/> Number Lines - lesson				Anchor
d. <input type="checkbox"/> Compare & Order Numbers - lesson				Anchor
e. <input type="checkbox"/> Factors & Multiples - lesson				Anchor
f. <input type="checkbox"/> Compute Solutions - lesson				Anchor
g. <input type="checkbox"/> Real World Problems - lesson				Anchor
h. <input type="checkbox"/> Rounding Numbers - lesson				Anchor
i. <input type="checkbox"/> Estimate Solutions - lesson				Anchor
j. <input type="checkbox"/> Add & Subtract Fractions & Decimals - lesson				Anchor
3. Measurement (Reporting Category B)				
a. <input type="checkbox"/> Time - lesson				Anchor
b. <input type="checkbox"/> Measure Length - lesson				Anchor
c. <input type="checkbox"/> Estimate Measurements - lesson				Anchor




Blue Ribbon Achievement Award

awarded to

Bob Mackey

on topic


Fact Families





What do other
kids say
about Study
Island?




"Study Island is great! It helps me study a lot and it's the first website I ask to get on when I go to the computer. I will spend like 11 hours



What do other kids say about Study Island?




"Study Island is great! It helps me study a lot and it's the first website I ask to get on when I go to the computer. I will spend like 11 hours




What do other kids say about Study Island?



"...Your program is very helpful. Before I started this I made an F in my math class, which is my favorite subject. But now my F has come up to a C. I just want to give thanks to you, and because of your program I will be able to go to Jordan High and might even get the job I want this summer because I'm smarter than I was before."



"Study Island is great! It helps me study a lot and it's the first website I ask to get on when I go to the computer. I will spend like 11 hours





What do other kids say about Study Island?



"...Your program is very helpful. Before I started this I made an F in my math class, which is my favorite subject. But now my F has come up to a C. I just want to give thanks to you, and because of your program I will be able to go to Jordan High and might even get the job I want this summer because I'm smarter than I was before."

"I love this! It is good practice."



FIND THE FUN!

STUDY



ISLAND

www.studyisland.com